

The **dynamics** of water



**sewage & wastewater
pumps 50 & 60 Hz**

index

Control of wastewater	03
Model identification	05
DVV-M	07
DVV-H	08
DVK-M	09
DRK-V	10
DRV-S	11
DRV-V	12
DRK-S/D	13
DRV-V4	14
DRK-K	15
DRK-G	16
DVK-B	17
DRK-B	18

control of wastewater

A correct treatment of wastewater is just as important as the treatment of drinking water. In the world market, DP-Pumps has years of experience to build on when it comes to wastewater transport. We are just as skillful at treating wastewater as we are at boosting drinking water.

Simply reliable

The variety of pumps and the numerous projects in the Netherlands, prove that we take the treatment of wastewater very seriously. All of our pumps, irrespective of the type, contribute to the simple, but most of all the reliable control of wastewater. Safety and durability are special points of interest: all of our wastewater and sewage pumps meet the highest safety and environmental requirements.

A world of possibilities

Wastewater is an extensive concept. That is why we offer you a wide delivery program with pumps that are applicable in many sectors. DP Pumps offers pumps for the drainage of wastewater in the industry or in domestic situation. The possibilities for processing sewage are just as wide. Our sewage (submersible) pumps with vortex impeller, single-vane impeller, grinder impeller or cutter are available in different designs and capacities. All of them guaranteeing the high reliability DP Pumps stands for.

Personal advice

Our Area Managers and Technical Advisors will be glad to assist you in managing the dynamics of (waste) water. Please feel free to contact us whenever you have questions or need more information regarding the possibilities of our products.



model

DWV 75 - 3 H A	D	V	V	75	-3	H	A
DP-Pumps							
V: Drainage							
R: Sewage							
V-Series							
K-Series							
Rating in HP/10							
Number of poles							
S: Single vane							
V: Vortex							
D: Double vane							
H: High head							
K: Cutter							
V4: Non-clogging 4-pole motor							
G: Grinder							
B: Stainless Steel							
M: Semi open							
Level Control with:							
S: Float Switch							
A: Automatic Switch							
W: Without Switch							

identification

The choice for the right impeller depends on the operating environment and the way the solids in the wastewater need to be handled. We offer a wide range of solutions for transporting water containing small or large solids, stringy material, gas and sludge.

Vortex impeller

The vortex impeller is a non-clogging impeller with high efficiency. Applicable for transport of wastewater containing solids, long fibrous stringy material and significant amounts of sand or other abrasive materials.



Cutter impeller

Non-clogging impeller with hardened cutter blades and cutter plate for cutting many different kinds of solids, found in polluted industrial, residential and agricultural wastewater, into smaller parts.



Single/double vane impeller

The semi-open single vane impeller is a non-clogging impeller with a large free passage. Applicable for transporting wastewater containing large solids and fibrous stringy material with high hydraulic capacity. The semi open double vane impeller has the same characteristics as the single vane impeller, with exception of the pressure. Double vane impellers generate a higher head.



Grinder impeller

Non-clogging impeller with hardened grinding blades and grinding plate for shredding many kinds of solids, found in polluted industrial, residential and agricultural wastewater, into a slurry. The grinder option allows the use of a small diameter piping downstream.

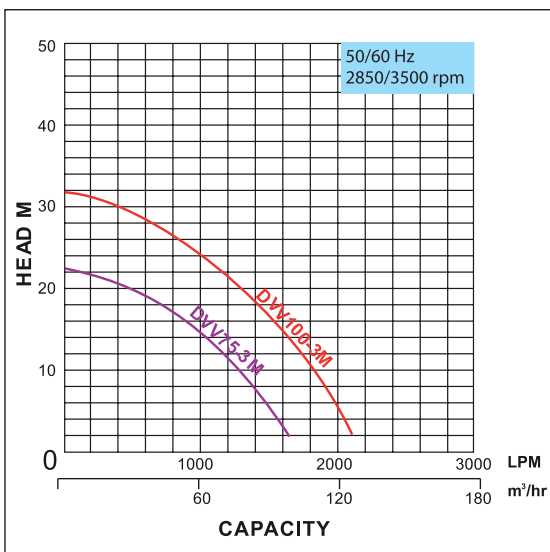
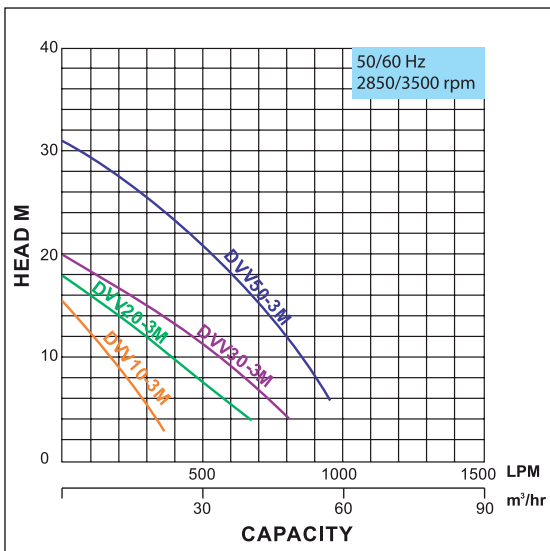


Different kinds of duckfoot bends are optionally obtainable.



DW-M series

Sewage Pump



Features

- Cast iron non-clogging impeller
- Motor with thermal protector to prevent overheating
- Hardened shaft for long lasting operation
- Double mechanical seal in oil chamber with additional lip seal
- Optional pedestal for easy installation and service

Application

- Dewatering effluents
- Light industrial, commercial and residential applications
- Sump pit and wastewater drainage
- Tunnel wastewater drainage
- Agriculture water supply and drainage
- Water supply for irrigation systems

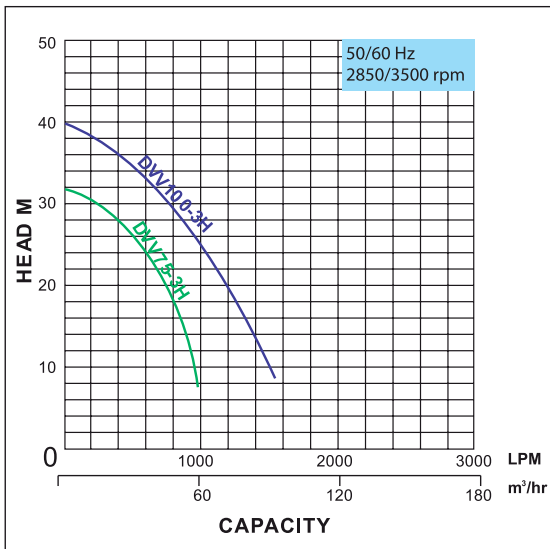
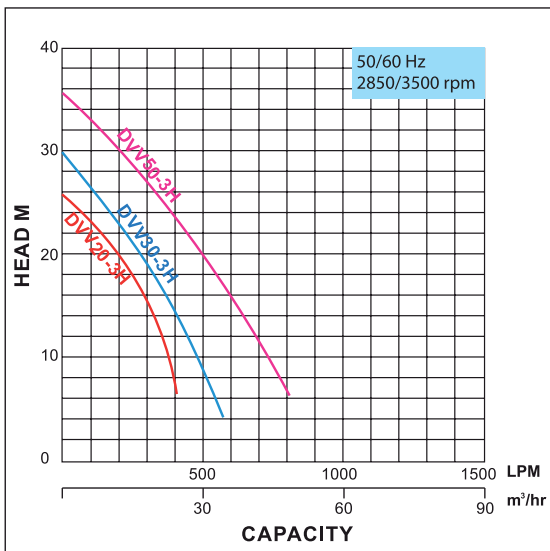


Material of Construction	
Pump Casing	GG20
Motor Housing	AISI304
Impeller	GGG40
Shaft	AISI304
Seal Pump side	SIC/ALOX
Seal Motor side	CAR/ALOX
Elastomers	NBR

Model	Output		Current [A]	Outlet		Free Passage [mm]	Cable n x mm ²	Dimensions L x W x H [mm]	Mass [kg]	Optional Duckfoot
	[HP]	[kW]		[inch]	[mm]					
DVV 10-3M	1	0,75	1,8	2	50	12	4x1,6	414x251x190	21	yes
DVV 20-3M	2	1,5	3,2	3	80	12	4x1,6	440x289x190	26	yes
DVV 30-3M	3	2,2	4,6	3	80	12	4x2,0	503x313x220	39	yes
DVV 50-3M	5	3,7	7,9	4	100	15	4x2,0	518x313x220	45	yes
DVV 75-3M	7,5	5,5	11,5	4	100	15	4x3,5	639x572x270	65	yes
DVV 100-3M	10	7,5	15,2	6	150	15	4x5,5	692x647x270	75	yes

DWV-H series

Drainage Pump



Features

- Drainage pump with extra high head
- Cast iron non-clogging impeller
- Built-in motor protector to prevent overheating
- Hardened shaft for long lasting operation
- Double mechanical seal in oil chamber with additional lip seal
- Optional pedestal for easy installation and service

Application

- Light industrial, commercial and residential applications
- Sump pit and wastewater drainage
- Dewatering effluents
- Tunnel wastewater drainage
- Agriculture water supply and drainage
- Water supply for irrigation systems

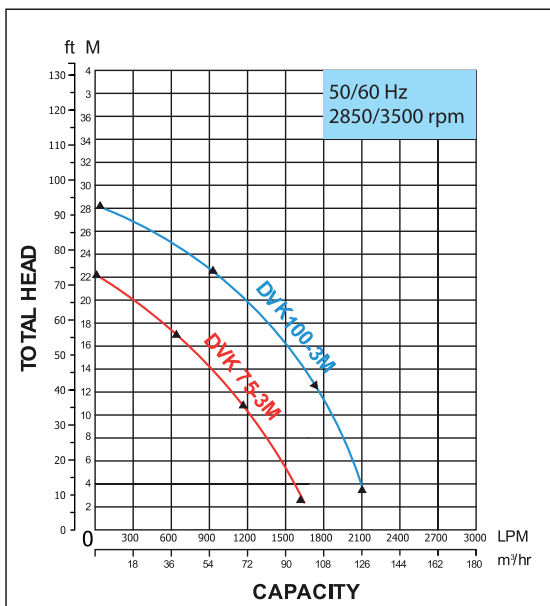
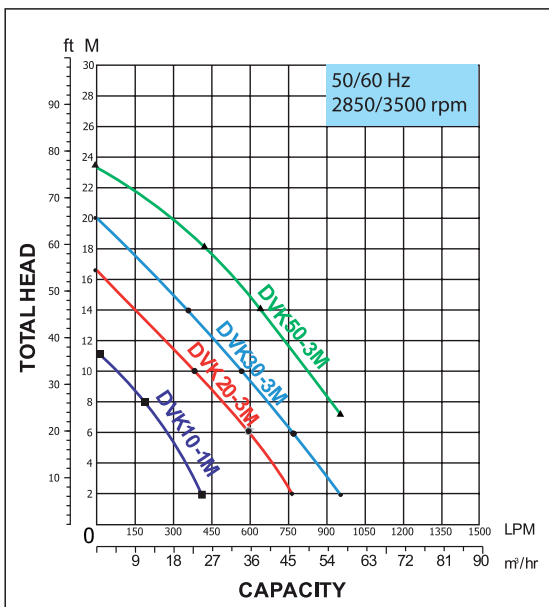


Material of Construction	
Pump Casing	GG20
Motor Housing	AISI304
Impeller	GGG40
Shaft	AISI304
Seal Pump side	SIC/ALOX
Seal Motor side	CAR/ALOX
Elastomers	NBR

Model	Output		Current [A]	Outlet		Free Passage [mm]	Cable n x mm²	Dimensions LxWxH [mm]	Mass [kg]	Optional Duckfoot
	[HP]	[kW]		[inch]	[mm]					
DVV 20-3H	2	1,5	3,2	2	50	12	4x1,6	440x289x190	26	yes
DVV 30-3H	3	2,2	4,6	2	50	12	4x2,0	503x313x220	39	yes
DVV 50-3H	5	3,7	7,9	2	50	15	4x2,0	518x313x220	45	yes
DVV 75-3H	7	5,5	11,5	3	80	15	4x3,5	639x572x270	65	yes
DVV 100-3H	10	7,5	15,2	4	100	15	4x5,5	692x572x270	75	yes

DVK-M series

Drainage Pump



Features

- Drainage pump with large solids handling capacity
- Cast iron non-clogging impeller
- Motor with thermal protector to prevent overheating
- Stainless steel motor housing
- Optional pedestal for easy installation and service

Application

- Dewatering effluents
- Light industrial and residential applications
- Water or sewage sump pit
- Tunnel wastewater drainage

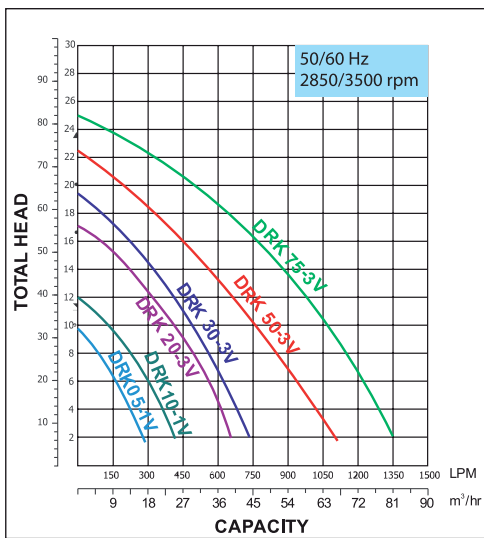


Material of Construction	
Pump Casing	GG20
Motor Housing	AISI304
Impeller	GG20
Shaft	AISI410
Seal Pump side	CA/CE
Seal Motor side	CA/CE
Elastomers	NBR

Model	Output		Current [A]	Outlet		Free Passage [mm]	Cable n x mm ²	Dimensions LxWxH [mm]	Mass [kg]	Optional Duckfoot
	[HP]	[kW]		[inch]	[mm]					
DVK 10-1M	1	0,75	2,2	2	50	15	3x1,5	280x195x420	28	n/a
DVK 20-3M	2	1,5	2,0	3	80	15	4x1,5	285x223x550	32	n/a
DVK 30-3M	3	2,2	2,5	3	80	15	4x1,5	410x240x520	42	yes
DVK 50-3M	5	3,7	4,0	4	100	15	4x2,5	480x250x550	57	yes
DVK 75-3M	7,5	5,5	4,0	4	100	20	4x4,0	530x320x610	64	yes
DVK 100-3M	10	7,5	5,5	4	100	27	4x4,0	520x320x610	75	yes

DRK-V series

Sewage Pump



Features

- Non-clogging vortex impeller design for superior operation
- Cast iron pump with stainless steel motor cover
- Built-in motor protector to prevent overheating
- Optional silicon carbide mechanical seal
- Optional pedestal for easy installation and service

Application

- Sewage pump stations
- Wastewater treatment
- Industrial and residential applications
- Sewage network drainage

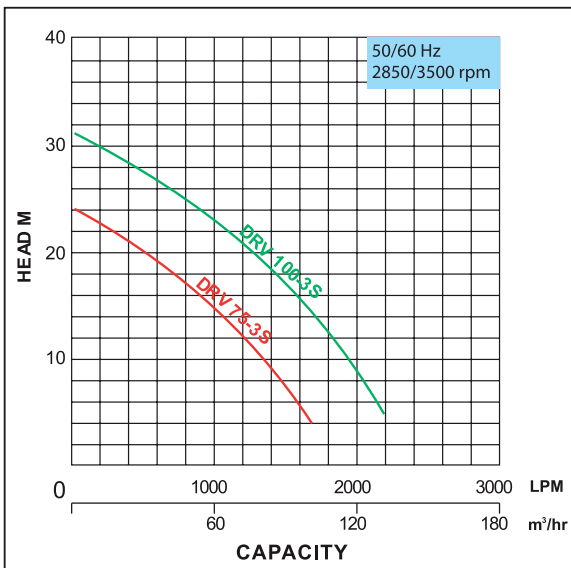
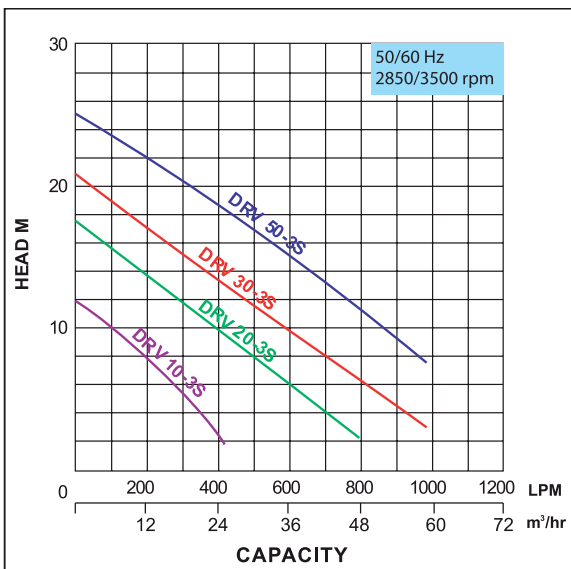


Material of Construction	
Pump Casing	GG20
Motor Housing	AISI304
Impeller	GG20
Shaft	AISI410
Seal Pump side	CA/CE
Seal Motor side	CA/CE
Elastomers	NBR

Model	Output		Current [A]	Outlet		Free Passage [mm]	Cable n x mm ²	Dimensions LxWxH [mm]	Mass [kg]	Optional Duckfoot
	[HP]	[kW]		[inch]	[mm]					
DRK 05-1V	0,5	0,4	1,5	2	50	30	3x1,0	223x132x395	14	n/a
DRK 10-1V	1	0,75	1,5	2	50	30	3x1,0	223x132x425	21	yes
DRK 20-3V	2	1,5	3,0	3	80	35	4x1,5	390x210x530	32	yes
DRK 30-3V	3	2,2	2,8	3	80	35	4x1,5	390x210x550	34	yes
DRK 50-3V	5	3,7	4,0	4	100	45	4x2,5	525x250x635	45	yes
DRK 75-3V	7,5	5,5	4,5	4	100	50	4x2,5	525x250x675	54	yes

DRV-S series

Sewage Pump



Features

- Sewage pump for effective sewage and waste water handling
- Non-clogging single vane impeller design for high volume and lift performance
- Motor with thermal protector to prevent overheating
- Double mechanical seal in oil chamber with additional lip seal
- Optional pedestal for easy installation and service

Application

- Sewage pump stations and network
- Wastewater treatment
- Industrial and commercial applications
- Widely used in residential environments

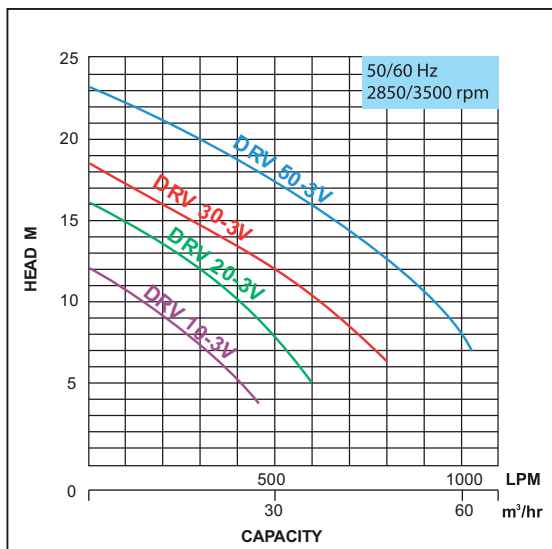


Material of Construction	
Pump Casing	GG20
Motor Housing	AISI304
Impeller	GGG40
Shaft	AISI304
Seal Pump side	SIC/ALOX
Seal Motor side	CAR/ALOX
Elastomers	NBR

Model	Output		Current [A]	Outlet		Free Passage [mm]	Cable n x mm ²	Dimensions LxWxH [mm]	Mass [kg]	Optional Duckfoot
	[HP]	[kW]		[inch]	[mm]					
DRV 10-3S	1	0,75	1,8	2	50	21	4 x 1,25	465x310x195	26	yes
DRV 20-3S	2	1,5	3,2	3	80	44	4 x 1,25	515x360x240	35	yes
DRV 30-3S	3	2,2	4,6	3	80	44	4 x 2,0	560x400x240	43	yes
DRV 50-3S	5	3,7	7,9	4	100	45	4 x 2,0	600x400x245	47	yes
DRV 75-3S	7,5	5,5	11,5	4	100	55	4 x 5,5	700x490x280	79	yes
DRV 100-3S	10	7,5	15,2	5	150	55	4 x 5,5	770x490x280	85	yes

DRV-V series

Sewage Pump



Features

- Sewage pump for handling heavily polluted wastewater
- Hardened non-clogging vortex impeller for superior operation
- Motor with built-in thermal protector to prevent overheating
- Double mechanical seal in oil chamber with additional lip seal
- Optional pedestal for easy installation and service

Application

- Transport of wastewater with large solids
- Light industrial and commercial applications
- Wastewater and sewage sump pits
- Tunnel wastewater drainage
- Residential sewage treatment station



Material of Construction	
Pump Casing	GG20
Motor Housing	AISI304
Impeller	GGG40
Shaft	AISI304
Seal Pump side	SIC/ALOX
Seal Motor side	CAR/ALOX
Elastomers	NBR

Model	Output		Current [A]	Outlet		Free Passage [mm]	Cable n x mm ²	Dimensions LxWxH [mm]	Mass [kg]	Optional Duckfoot
	[HP]	[kW]		[inch]	[mm]					
DRV 10-3V	1	0,75	1,8	3	80	46	4x1,5	435x280x170	19	yes
DRV 20-3V	2	1,5	3,2	3	80	46	4x1,5	515x395x195	24	yes
DRV 30-3V	3	2,2	4,6	3	80	46	4x2,5	590x430x255	51	yes
DRV 50-3V	5	3,7	7,9	3	80	57	4x4,0	670x430x255	55	yes

DRK-S/D series

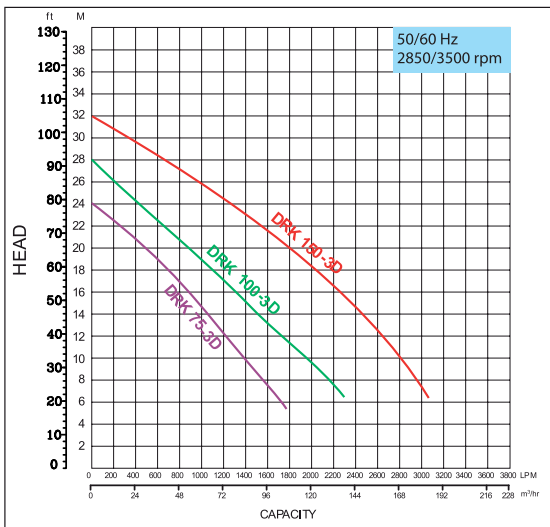
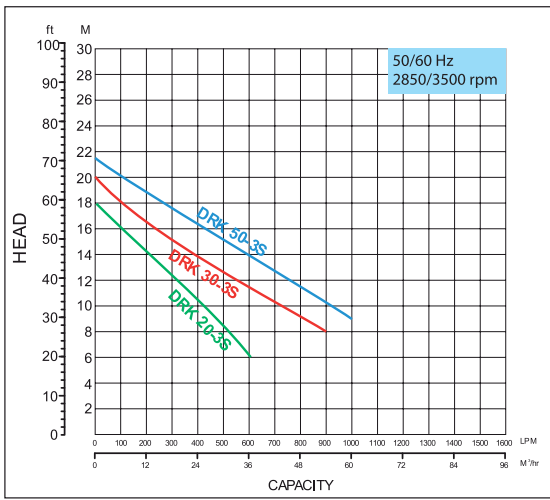
Sewage Pump

Features

- Heavy duty sewage pump
- Non-clogging impeller design for high capacity
- Built-in motor protector to prevent overheating
- Large solids handling capacity (up to 65mm)
- Double mechanical seal in separate oil chamber
- Optional pedestal for easy installation and service

Application

- Sewage pumping station
- Wastewater and sewage treatment
- Industrial, commercial and residential applications
- Wastewater systems at airports and train stations, sewage network drainage

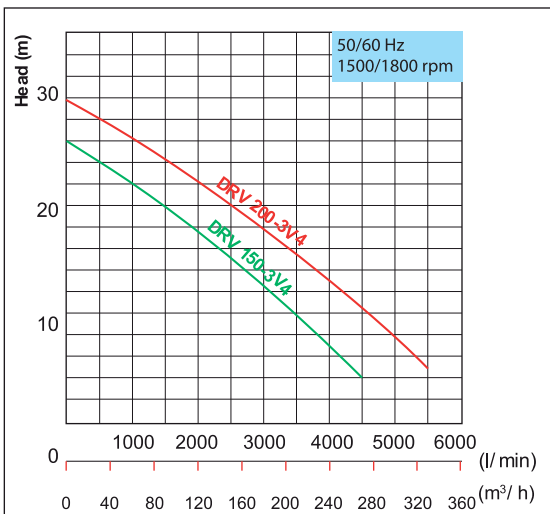
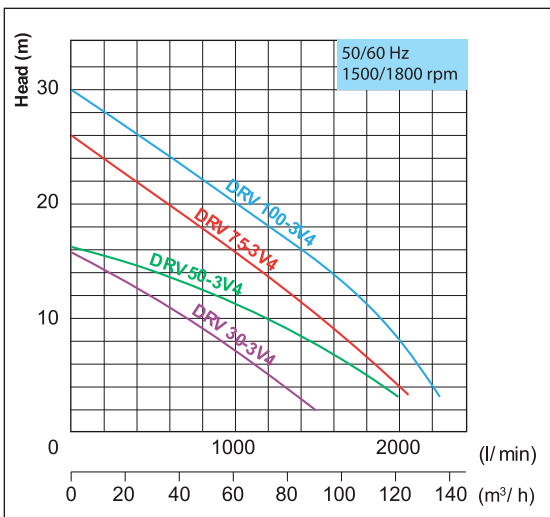


Material of Construction	
Pump Casing	GG20
Motor Housing	AISI304
Impeller	GG20
Shaft	AISI410
Seal Pump side	CA/CE
Seal Motor side	CA/CE
Elastomers	NBR

Model	Output		Current [A]	Outlet		Free Passage [mm]	Cable n x mm ²	Dimensions LxWxH [mm]	Mass [kg]	Optional Duckfoot
	[HP]	[kW]		[inch]	[mm]					
DRK 20-3S	2	1,5	1,3	3	80	48	4x1,5	400x240x545	37	yes
DRK 30-3S	3	2,2	2,2	3	80	48	4x1,5	425x220x615	47	yes
DRK 50-3S	5	3,7	4,3	3	80	48	4x2,5	425x220x615	50	yes
DRK 75-3D	7,5	5,5	4,5	4	100	65	4x4,0	485x300x735	104	yes
DRK 100-3D	10	7,5	5,8	4	100	65	4x4,0	485x300x840	114	yes
DRK 150-3D	15	11	10,0	4	100	65	4x6,0	585x340x875	165	yes

DRV-V4 series

Sewage Pump



Features

- Heavy duty sewage pump with high performance
- Hardened non-clogging vortex impeller for high output
- Longer service life due to low rpm and low operating temperature
- Motor suitable for 415V +/-10%
- 4 pole motor for high torque
- Built-in motor protector to prevent overheating
- Double mechanical seal in oil chamber with additional lip seal
- Optional pedestal for easy installation and service

Application

- Untreated residential sewage
- High demanding applications like hotels, subways and airports
- Industrial plants and commercial centers
- Tunnel wastewater drainage
- Wastewater and sewage treatment plants
- Municipal sewage networks

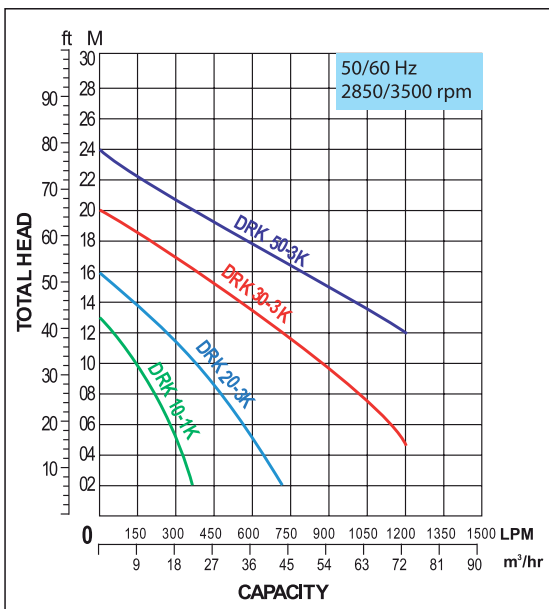


Material of Construction	
Pump Casing	GG20
Motor Housing	AISI304
Impeller	GGG40
Shaft	AISI304
Seal Pump side	SIC/ALOX
Seal Motor side	CAR/ALOX
Elastomers	NBR

Model	Output		Current [A]	Outlet		Free Passage [mm]	Cable n x mm ²	Dimensions LxWxH [mm]	Mass [kg]	Optional Duckfoot
	[HP]	[kW]		[inch]	[mm]					
DRV 30-3V4	3	2,2	4,6	3	80	80	4x2,5	600x470x255	57	yes
DRV 50-3V4	5	3,7	7,9	3	80	80	4x4,0	825x660x315	62	yes
DRV 75-3V4	7,5	5,5	11,5	4	100	80	4x6,0	785x660x315	100	yes
DRV 100-3V4	10	7,5	15,2	4	100	80	4x6,0	825x660x315	110	yes
DRV 150-3V4	15	11	22,7	5	150	80	4x10,0	900x910x480	190	yes
DRV 200-3V4	20	15	29,9	5	150	80	4x10,0	950x910x480	270	yes

DRK-K series

Cutter Pump



Features

- High performance sewage pump with cutter function
- Double tungsten cutter impeller on a heat treated cutter plate for optimal processing of solids
- Low operating temperature for long service life
- Motor with thermal protector to prevent overheating
- Motor with IP68 protection and F class insulation
- Optional pedestal for easy installation and service

Application

- Drainage and sewage applications
- Light industrial and residential environment
- Water and sewage sump pit and pump stations
- Tunnel wastewater drainage
- Kitchen or farm residue discharge

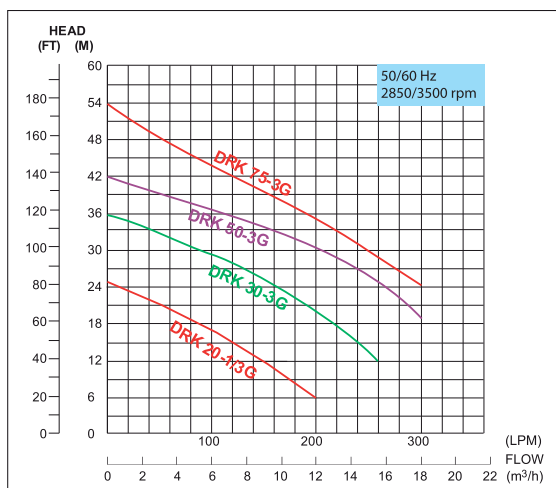


Material of Construction	
Pump Casing	GG20
Motor Housing	AISI304
Impeller	GG25
Shaft	AISI410
Seal Pump side	CA/CE
Seal Motor side	CA/CE
Elastomers	NBR

Model	Output		Current [A]	Outlet		Free Passage [mm]	Cable n x mm ²	Dimensions LxWxH [mm]	Mass [kg]	Optional Duckfoot
	[HP]	[kW]		[inch]	[mm]					
DRK 10-1K	1	0,75	2,5	2	50	n/a	3x1,5	280x195x420	30	n/a
DRK 20-3K	2	1,5	2,6	3	80	n/a	4x1,5	280x195x425	35	n/a
DRK 30-3K	3	2,2	3,0	3	80	n/a	4x1,5	410x240x520	46	yes
DRK 50-3K	5	3,7	5,0	4	100	n/a	4x2,5	480x250x550	62	yes

DRK-G series

Grinder Pump



Features

- Submersible grinder pump for effective solids-handling
- Chrome steel cutter impeller and hardened grinder plate for optimal shredding of solids
- Solids are reduced into a fine slurry and pumped into to the sewage system allowing the use of small diameter piping
- Built-in motor protector to prevent overheating
- Optional pedestal for easy installation and service

Application

- For residential wastewater collection systems
- Municipal sewage plants and network
- Industrial and commercial wastewater applications

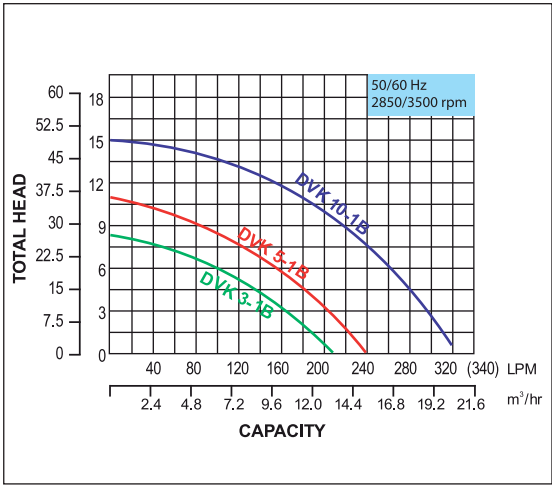


Material of Construction	
Pump Casing	GG20
Motor Housing	GG20
Impeller	GG25
Shaft	AISI410
Seal Pump side	SC/SC
Seal Motor side	SC/SC
Elastomers	NBR

Model	Output		Current [A]	Outlet		Free Passage [mm]	Cable n x mm ²	Dimensions LxWxH [mm]	Mass [kg]	Optional Duckfoot
	[HP]	[kW]		[inch]	[mm]					
DRK 20-1G	2	1,5	1,5	1-1/4	32	n/a	3x1,5	240x200x560	38	yes
DRK 20-3G	2	1,5	1,5	1-1/4	32	n/a	3x1,5	240x200x560	38	yes
DRK 30-3G	3	2,2	4,0	2	50	n/a	4x1,5	240x200x560	42	yes
DRK 50-3G	5	3,7	4,5	2-1/2	65	n/a	4x4,0	270x238x830	55	yes
DRK 75-3G	7,5	5,5	5,9	2-1/2	65	n/a	4x4,0	270x238x830	60	yes

DVK-B series

Stainless Steel Drainage Pump



Features

- Full stainless steel wastewater pump
- Double casing for efficient motor cooling
- For use on the surface and submersed upto 6 m. depth
- All gaskets and packings in Viton®
- Double mechanical seal to ensure great durability

Application

- Wastewater drainage for household, industries and small municipalities
- Construction sites and building projects
- Agriculture water supply and drainage
- Water supply for irrigation systems
- Utilities for dewatering

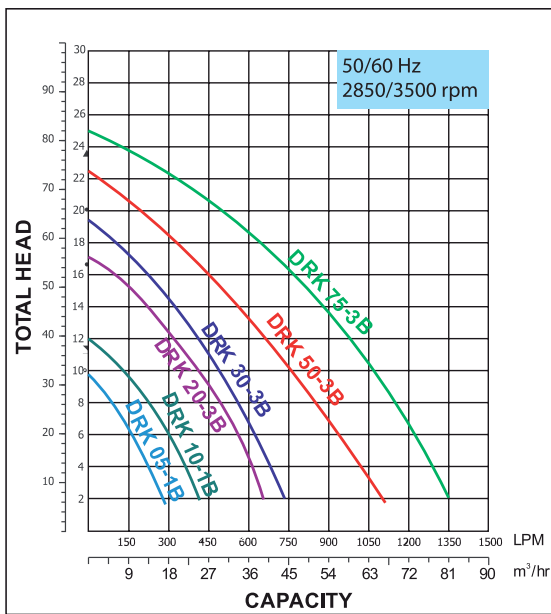


Material of Construction	
Pump Casing	AISI304
Motor Housing	AISI304
Impeller	AISI304
Shaft	AISI316
Seal Pump side	SIC/SIC
Seal Motor side	SIC/SIC
Elastomers	Viton

Model	Output		Current [A]	Outlet		Free Passage [mm]	Cable n x mm²	Dimensions LxWxH [mm]	Mass [kg]	Optional Duckfoot
	[HP]	[kW]		[inch]	[mm]					
DVK 03-1B	0,3	0,22	1,0	2	50	7	3x1,0	181x181x340	12	n/a
DVK 05-1B	0,5	0,37	1,1	2	50	10	3x1,0	181x181x340	12	n/a
DVK 10-1B	1	0,75	3,0	2	50	10	3x1,5	181x181x343	15	n/a

DRK-B series

Stainless Steel Sewage Pump



Features

- Full stainless steel casted sewage pump
- Hardened vortex impeller with non-clogging design
- All gaskets and packings in Viton®
- Built-in motor protector to prevent overheating.

Application


- Suitable for processing light acid and corrosive liquids
- Industrial environment
- Residential applications
- Municipal applications



Material of Construction	
Pump Casing	AISI304
Motor Housing	AISI304
Impeller	AISI304
Shaft	AISI316
Seal Pump side	CA/CE
Seal Motor side	CA/CE
Elastomers	Viton

Model	Output		Current [A]	Outlet		Free Passage [mm]	Cable n x mm ²	Dimensions LxWxH [mm]	Mass [kg]	Optional Duckfoot
	[HP]	[kW]		[inch]	[mm]					
DRK 05-1B	0,5	0,4	1,5	2	50	30	3x1,0	223x132x395	14	n/a
DRK 10-1B	1	0,75	1,5	2	50	30	3x1,0	223x132x425	21	n/a
DRK 20-3B	2	1,5	3,0	3	80	35	3x1,5	390x210x530	32	n/a
DRK 30-3B	3	2,2	2,8	3	80	35	4x1,5	390x210x550	35	n/a
DRK 50-3B	5	3,7	4,0	4	100	45	4x2,5	525x250x635	45	n/a
DRK 75-3B	7,5	5,5	4,5	4	100	50	4x2,5	525x250x675	54	n/a





dp pumps

dp pumps
P.O. Box 28
2400 AA Alphen aan den Rijn
Holland

t +31 172 48 83 25

f +31 172 46 89 30

dp@dp-pumps.com
www.dp-pumps.com

